









CO extracellular region,  $p < 0.001$

CI intracellular organelle part,  $p < 1e-13$



optimized motif	location	MI (bits)	z-score	Robustness	Position bias	orientation bias	conservation index	seed	motif name
 bits 1 2 3 4 5 6 7 8 9	5'	0.042	82.6	10/10	Y	-	-	ATCGATA	-
 bits 1 2 3 4 5 6 7 8 9	5'	0.024	45.0	10/10	Y	-	-	AGCCCTG	-
 bits 1 2 3 4 5 6 7 8 9	5'	0.014	27.1	9/10	-	-	-	CCTTGCG	-
 bits 1 2 3 4 5 6 7 8 9	5'	0.013	23.6	9/10	-	-	-	AAGCCAA	-
 bits 1 2 3 4 5 6 7 8 9	5'	0.011	19.6	6/10	-	←	-	ATTTATG	-