

Over-representation



representation

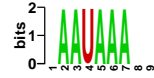
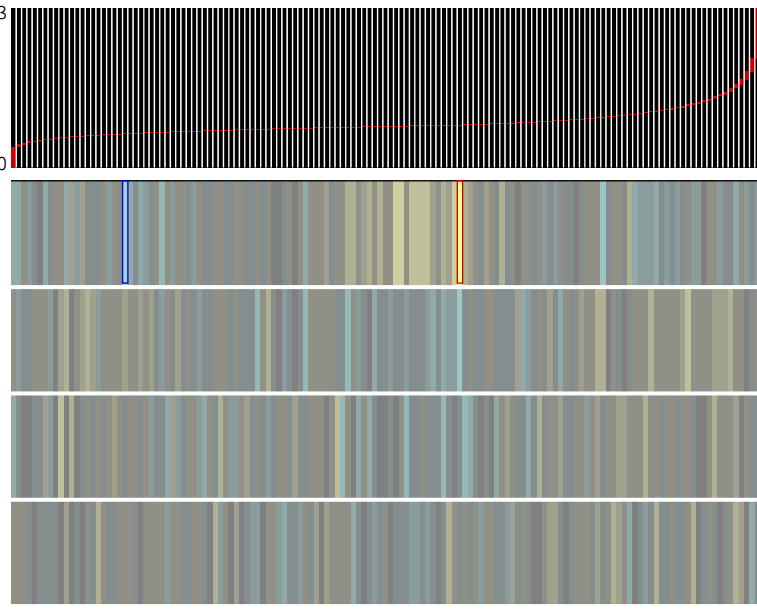
-20

20

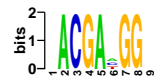
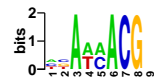
7273

820

protein transport, p<0.01



optimized motif



location	MI (bits)	z-score	robustness	position bias	orientation bias	conservation index	seed	motif name
3' UTR	0.019	13.1	10/10	-	→	1.00	AAUAAA	-
5'	0.015	9.1	10/10	-	-	1.00	CCGCCCC	Sp1
5'	0.014	7.6	6/10	-	→	0.56	CAAAACG	-
5'	0.012	5.4	6/10	-	-	0.59	ACGAAGG	-