
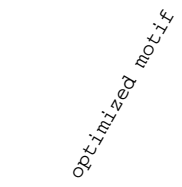
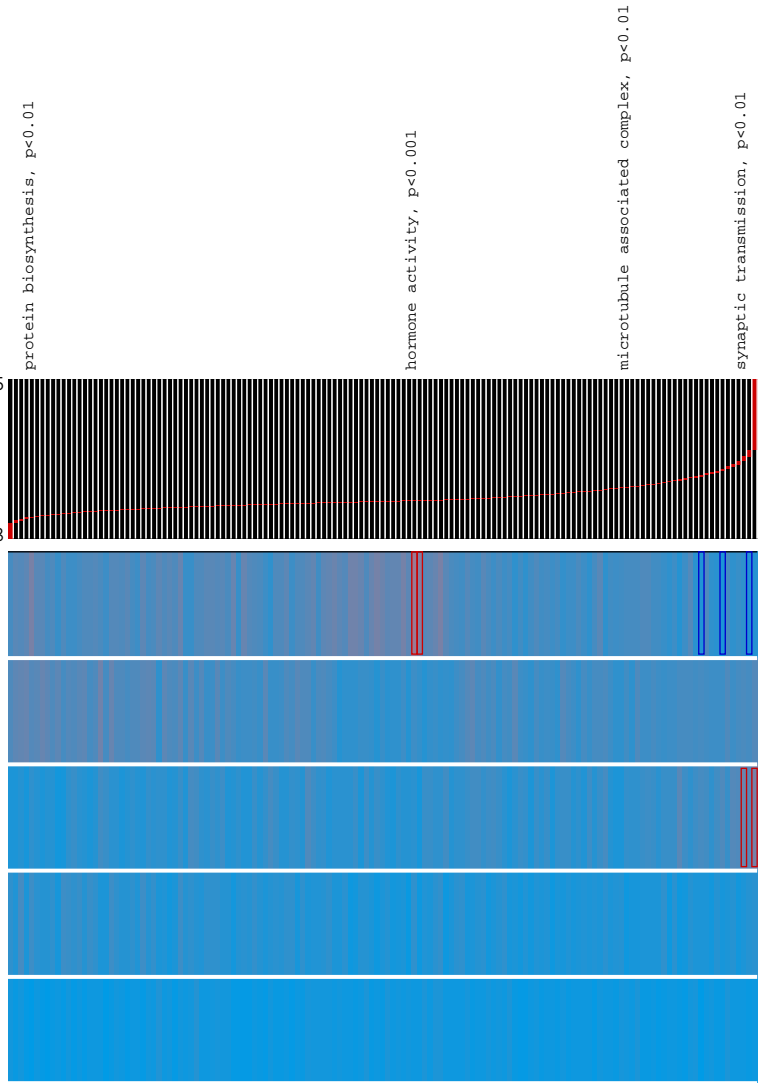


over-representation

under-representation



optimized motif	location	MI (bits)	z-score	robustness	position bias	orientation bias	conservation index	seed	motif name
	3'UTR	0.018	12.7	10/10	-	→	1.00	CAAUAAA	-
	5'	0.018	12.6	10/10	Y	-	1.00	CCCGCCC	Sp1
	3'UTR	0.015	9.4	10/10	-	→	0.99	CCUCCCC	-
	5'	0.015	8.6	10/10	-	←	0.99	CACTTCC	p300
	5'	0.013	6.7	7/10	-	-	0.56	CATGCAA	-