

over-representation

138

20

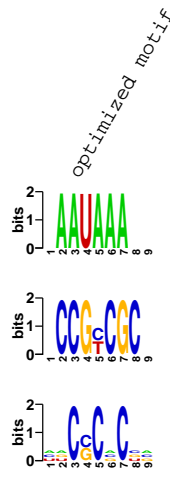
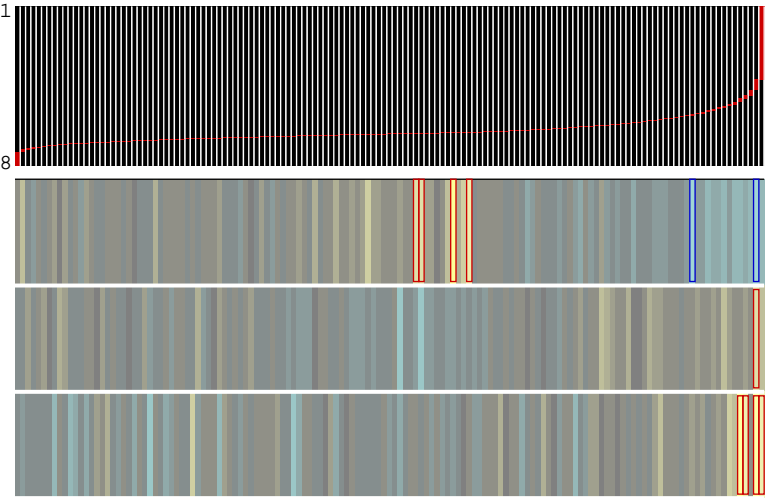
-20




ion

structural constituent of eye lens, p<0.001

anion transporter activity, p<0.001

synapse, p<0.001



optimized motif	location	MI (bits)	z-score	robustness	position bias	orientation bias	conservation index	seed	motif name
	3' UTR	0.020	14.8	10/10	Y	→	1.00	AAUAAAG	-
	5'	0.017	11.5	10/10	-	-	1.00	CCGCCGC	-
	3' UTR	0.017	11.3	10/10	-	→	0.99	ACCCACU	-