
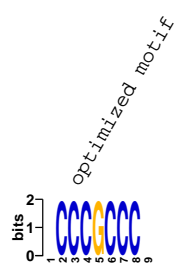
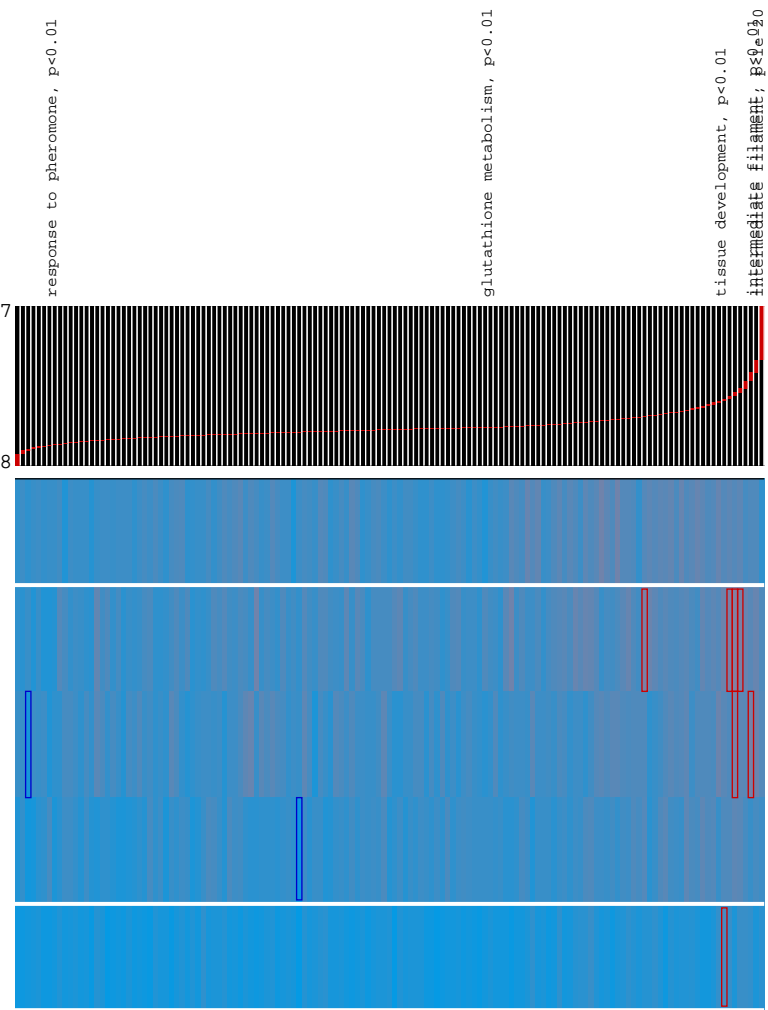


over-representation

under-representation



location	MI (bits)	z-score	robustness	position bias	orientation bias	conservation index	seed	motif name
5'	0.021	15.6	10/10	-	-	1.00	CCGCCCC	Sp1
3' UTR	0.018	12.7	10/10	-	→	1.00	CUGCUGC	-
3' UTR	0.015	8.5	9/10	-	→	0.99	UUGGCC	miR-29c/miR-29b/miR-29a
3' UTR	0.014	7.7	8/10	-	→	0.97	GGGUGGG	-
3' UTR	0.014	7.9	8/10	-	→	0.83	GGCCUGG	-