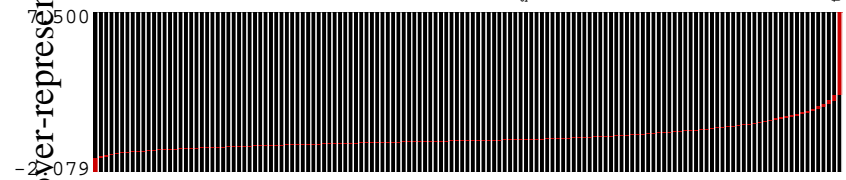
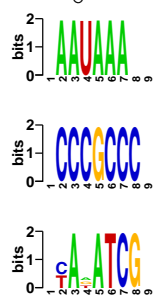


ation
over-representation

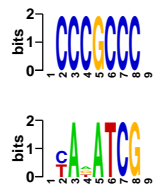


structural constituent of eye lens, p<0.001

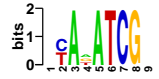
transmission of nerve impulse, p<1e-05



optimized motif



5'



5'

location	MI (bits)	z-score	robustness	position bias	orientation bias	conservation bias	seed	motif name
3'UTR	0.018	12.3	10/10	-	→	1.00	AAUAAAG	-
5'	0.016	10.6	10/10	-	←	1.00	CCGCCC	Sp1
5'	0.013	6.2	6/10	-	-	0.91	CAAATCG	-