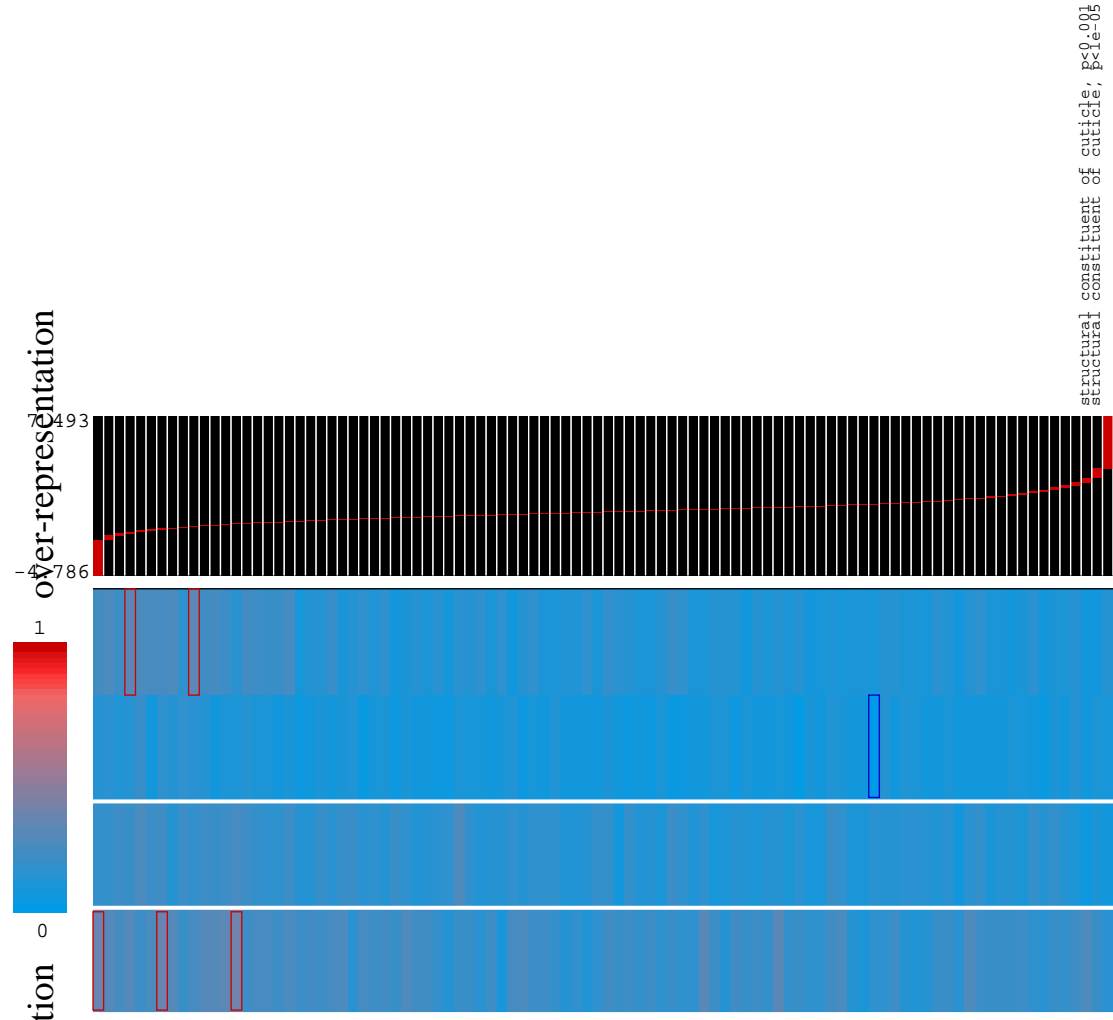
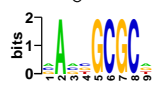

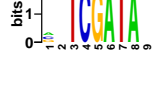



over-representation

1

0
presentation



optimized motif	location	MI (bits)	z-score	robustness	position bias	orientation bias	conservation index	seed	motif name
	5'	0.025	16.8	10/10	Y	-	1.00	AACGCGC	-
	5'	0.016	8.0	7/10	-	←	0.97	TACCGTA	-
	5'	0.018	10.3	10/10	-	←	0.99	ATCGATA	-
	3'UTR	0.015	7.1	8/10	-	→	0.92	UUUUAUC	-