


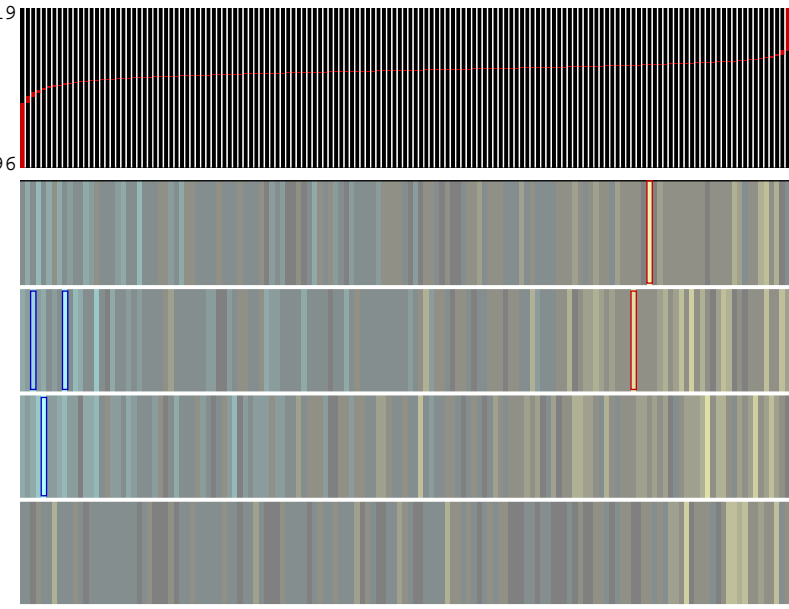
representation



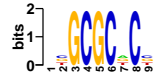
over-representation



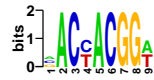
sugar binding, P<le-10
 sugar binding site, P<le-10
 P<le-10 of cuticle, P<le-10



Optimized motif



3'UTR



location	MI (bits)	z-score	robustness	Position bias	orientation bias	conservation index	seed	motif name
5'	0.019	13.5	10/10	Y	-	0.98	CGAGACC	-
5'	0.018	13.4	10/10	-	-	1.00	GCGCCTC	-
3'UTR	0.017	11.0	10/10	-	→	1.00	UUCCCC	-
5'	0.014	6.8	8/10	-	-	0.78	ACTACGG	-