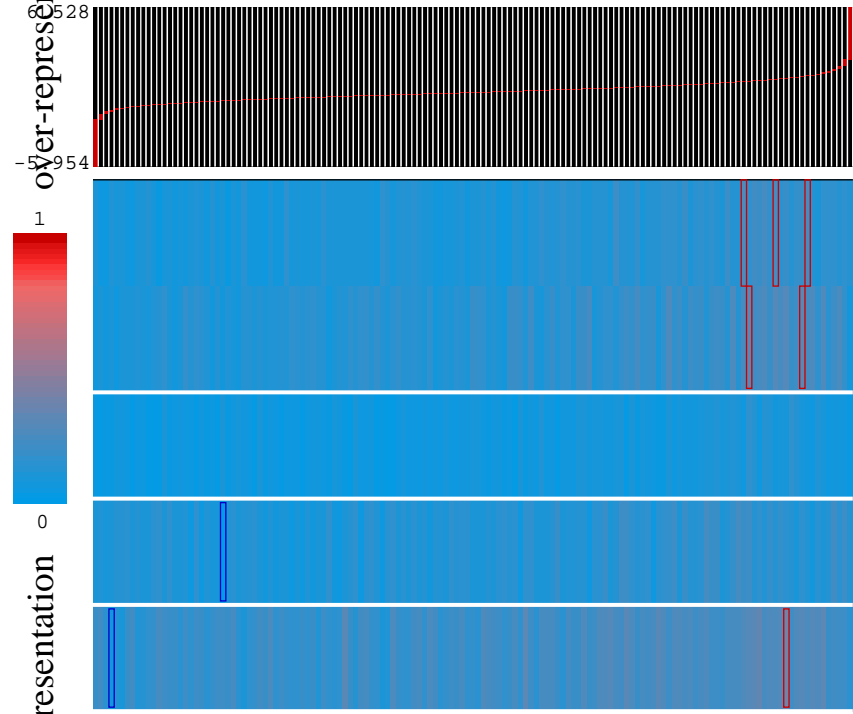




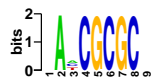

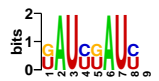
over-representation

under-representation



epidermal growth factor receptor activity, $p < 0.01$

non-membrane-bound organelle, $p < 0.01$
structural molecule activity, $p < 1e-04$

Optimized motif	location	MI (bits)	z-score	robustness	position bias	orientation bias	conservation index	seed	motif name
	5'	0.022	16.7	10/10	-	-	1.00	CGAGACC	-
	3'UTR	0.019	13.5	10/10	Y	→	1.00	CCCCAUU	-
	5'	0.015	9.1	7/10	-	-	0.99	AACGCGC	-
	5'	0.015	8.9	9/10	-	→	0.89	CGAAGAA	-
	3'UTR	0.014	7.7	7/10	-	→	1.00	AUUUAUU	-