

over-representation

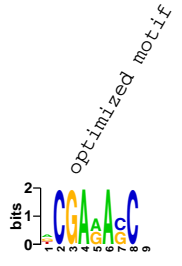
under-representation

20

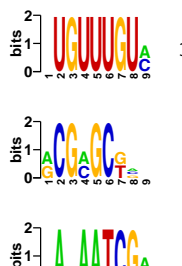
-20

phosphate transport, p<1e-07

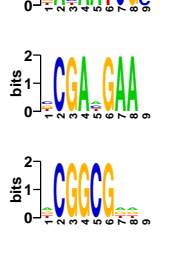
epithelial cell death, p<1e-08



optimized motif



3' UTR



5'



5'

location

MI (bits)

z-score

robustness

position bias

orientation bias

conservation index

seed

motif name

location	MI (bits)	z-score	robustness	position bias	orientation bias	conservation index	seed	motif name
5'	0.016	10.1	10/10	-	-	0.98	CGAGACC	-
3' UTR	0.015	7.5	8/10	-	→	0.98	UGUUUGU	-
5'	0.015	8.6	9/10	-	→	0.99	CGCGCTC	-
5'	0.014	8.1	10/10	-	←	0.99	AAAATCG	-
5'	0.014	8.1	9/10	-	→	0.87	CGAAGAA	-
5'	0.014	7.6	7/10	-	-	0.89	CGGCGAA	-