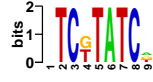
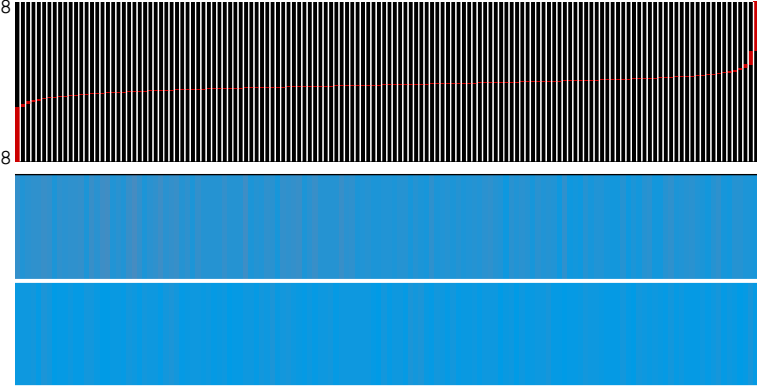


over-representation

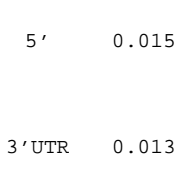
1

0

structural molecule activity, $p < 1e-07$



Optimized motif



3' UTR

location	MI (bits)	z-score	robustness	Position bias	orientation bias	conservation index	seed	motif name
5'	0.015	8.8	9/10	-	←	1.00	TCTTATC	-
3' UTR	0.013	6.2	6/10	-	→	0.94	GGAGCAA	-