


over-representation



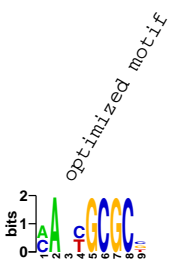
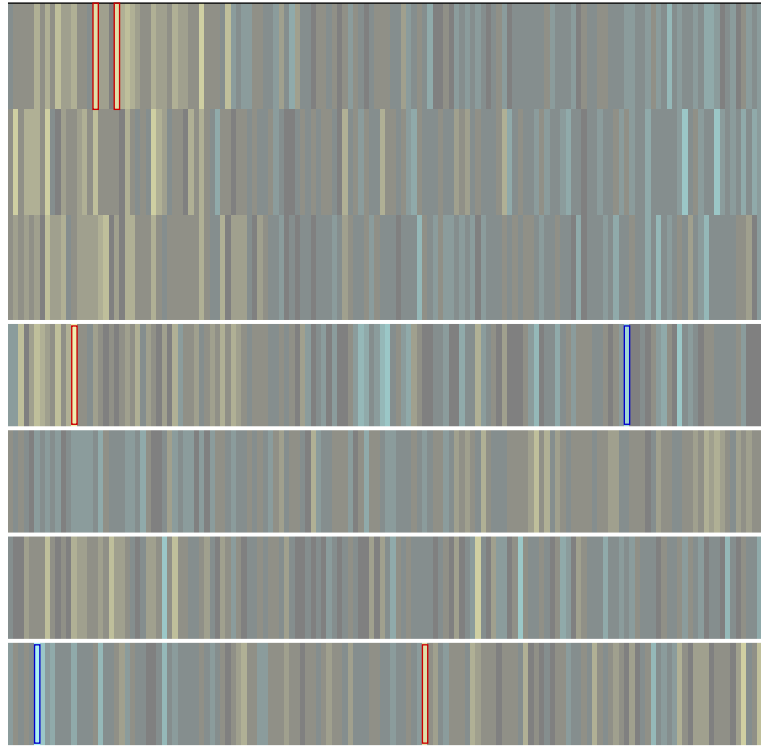
under-representation

-20


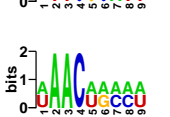
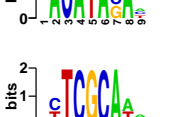
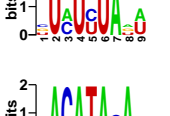
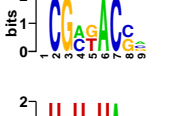
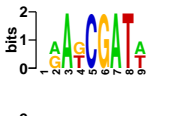


15
986
-7
531

STRUCTURAL CONSTITUENT OF ENTIRES; P<0.023



Optimized motif



Optimized motif	location	MI (bits)	z-score	robustness	Position bias	orientation bias	conservation index	seed	motif name
AACGCGC	5'	0.019	13.2	10/10	-	-	1.00	AACGCGC	-
AATCGAT	5'	0.018	12.8	10/10	-	-	1.00	AATCGAT	-
CGAGACC	5'	0.017	10.9	10/10	-	-	0.99	CGAGACC	-
UAUUUAU	3' UTR	0.014	8.4	8/10	-	→	0.97	UAUUUAU	-
ACATAGA	5'	0.014	7.7	7/10	-	-	0.63	ACATAGA	-
TTCGCAA	5'	0.014	7.5	7/10	-	-	0.80	TTCGCAA	-
AACAAAC	3' UTR	0.014	7.3	7/10	-	→	0.67	AACAAAC	-