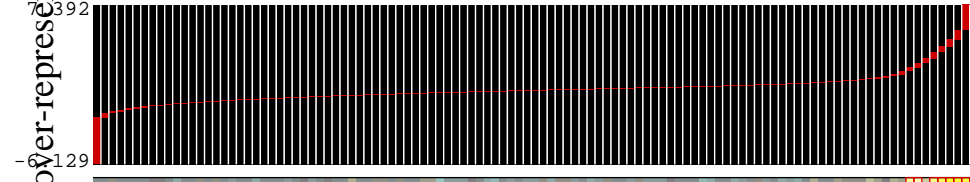


over-representation

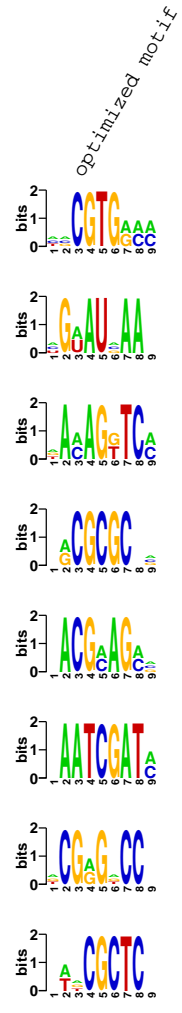
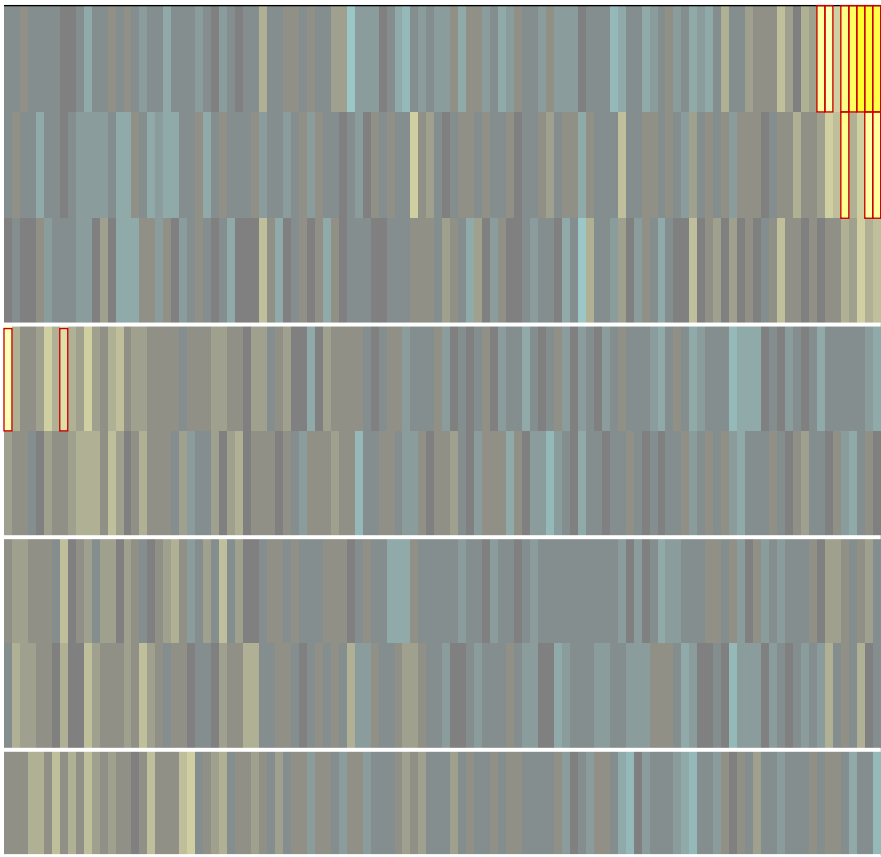
under-representation



reproduction, $p < 0.01$
 RNA processing, $p < 0.01$
 independent of RNA release activity, $p < 0.01$

ion transport, $p < 0.001$
 phosphate transport, $p < 1e-05$

regulation of RNA release activity, $p < 1e-12$



location	MI (bits)	z-score	robustness	position bias	orientation bias	conservation index	seed	motif name
5'	0.029	23.0	10/10	Y	-	0.99	ACGTGAA	-
3' UTR	0.018	11.4	10/10	Y	→	0.99	GAAUAAA	-
5'	0.017	9.9	10/10	Y	→	0.71	AAAGTTC	-
5'	0.022	15.3	10/10	-	-	1.00	ACGCGCT	-
5'	0.016	8.9	9/10	-	-	0.99	ACGCAGA	-
5'	0.017	9.4	9/10	-	←	0.99	AATCGAT	-
5'	0.015	8.1	9/10	-	-	1.00	CGAGACC	-
5'	0.015	7.6	6/10	-	→	0.94	TCGCTC	-