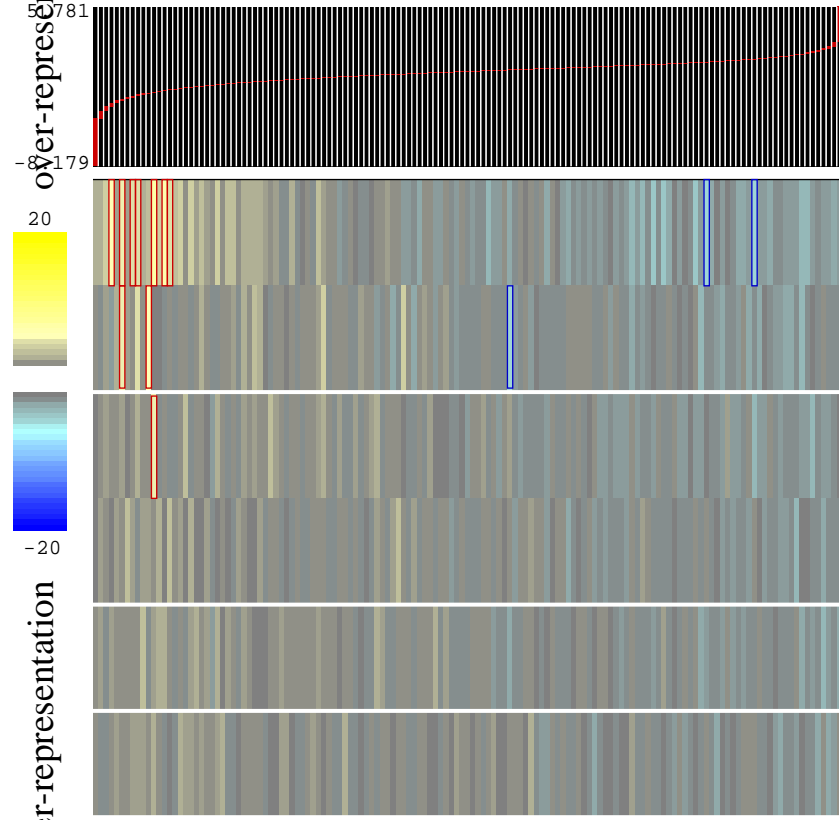


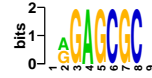
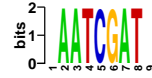
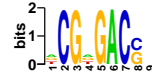
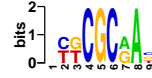
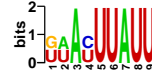
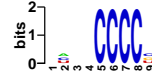
over-representation

under-representation



serine-type endopeptidase activity, p<0.01

acyl-CoA dehydrogenase activity, p<0.01



optimized motif

location	MI (bits)	z-score	robustness	position bias	orientation bias	conservation index	seed	motif name
3'UTR	0.028	24.2	10/10	-	→	1.00	UUUCCCC	-
3'UTR	0.016	9.9	10/10	-	→	1.00	UAUUUUAU	-
5'	0.015	9.6	10/10	-	←	0.99	TTCGCAA	-
5'	0.014	8.0	6/10	-	←	0.99	CGAGACC	-
5'	0.014	8.1	9/10	-	←	1.00	AATCGAT	-
5'	0.014	7.4	7/10	-	-	1.00	AGAGCGC	-