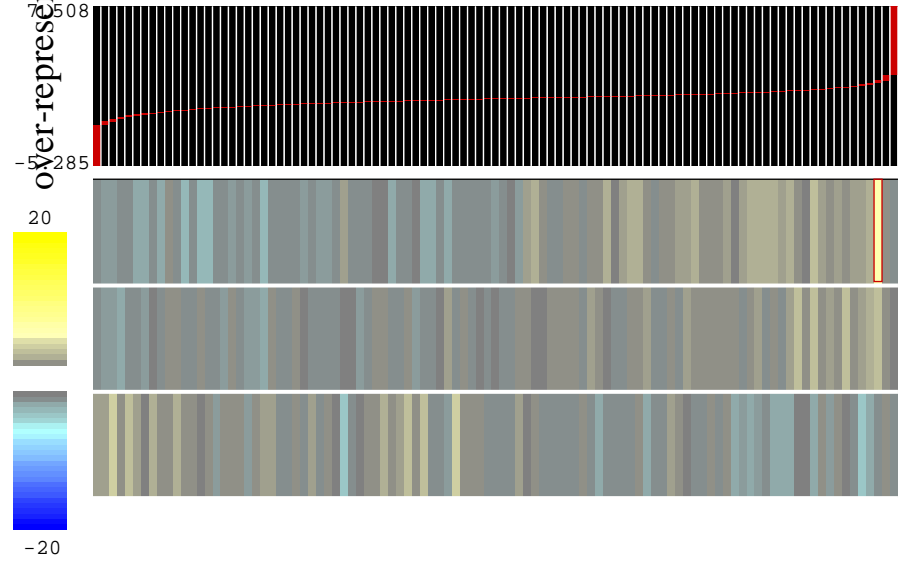





over-representation  
ion



threonine endopeptidase activity, p<1e-05  
structural constituent of cuticle, p<1e-05

Optimized motif	location	MI (bits)	z-score	robustness	position bias	orientation bias	conservation index	seed	motif name
	3' UTR	0.020	12.4	10/10	-	→	1.00	UUUCUUC	-
	5'	0.017	9.1	8/10	-	←	1.00	GTGCGCC	-
	3' UTR	0.016	8.8	9/10	-	→	1.00	AAUAAAA	-