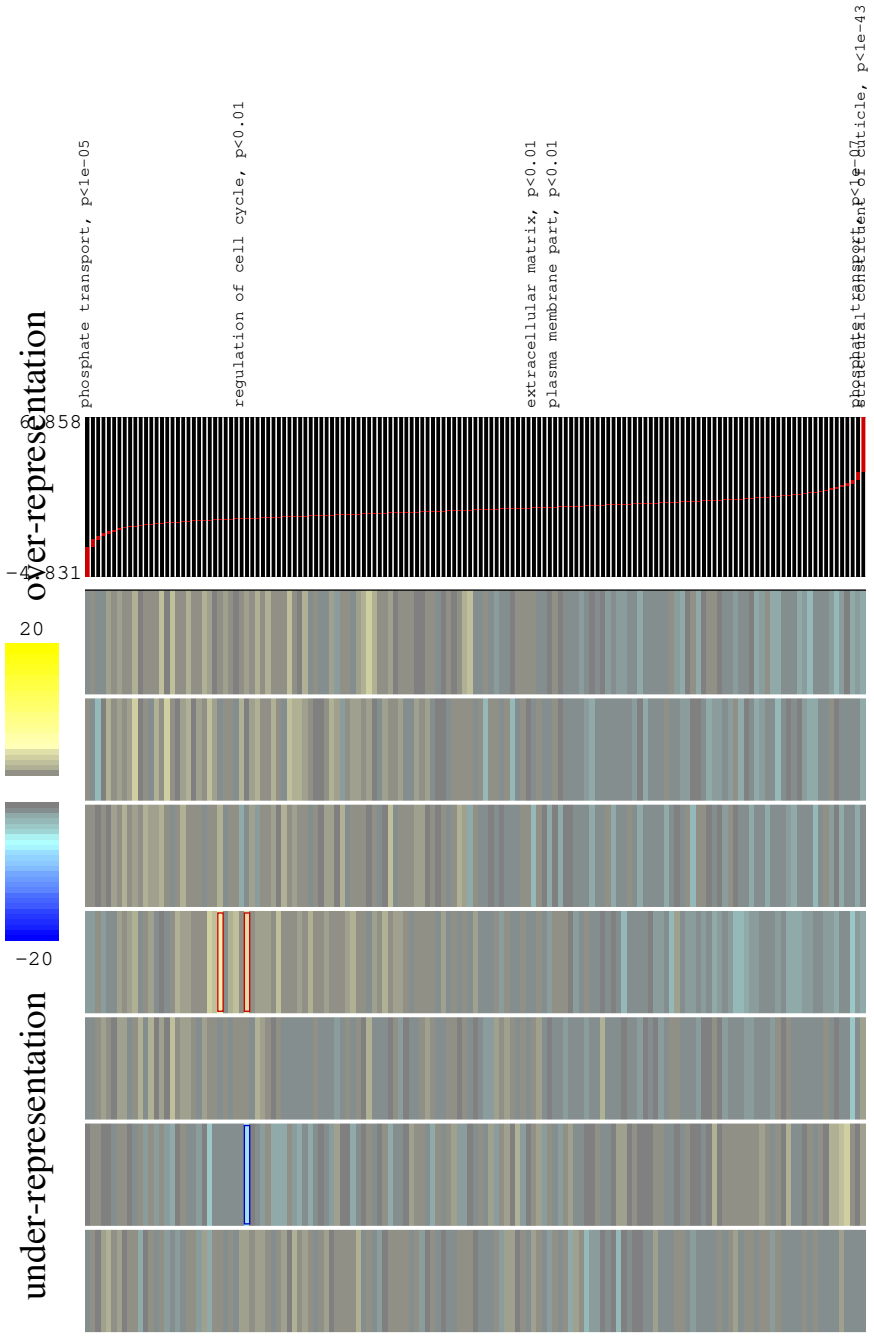

optimized motif	location	MI (bits)	z-score	robustness	position bias	orientation bias	conservation index	seed	motif name
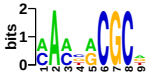	5′	0.019	14.1	10/10	–	–	0.99	AAGGCGC	–
	5′	0.018	12.3	10/10	–	–	1.00	AATCGAT	–
	5′	0.017	10.8	10/10	–	–	0.99	TTTCGCA	–
	3′UTR	0.017	11.1	10/10	–	→	1.00	UUCUUCU	–
	5′	0.016	10.6	9/10	–	←	0.96	TCGACGA	–
	5′	0.015	9.1	10/10	–	→	0.78	ATATGTA	–
	5′	0.013	7.1	9/10	–	–	0.93	AACGATG	–