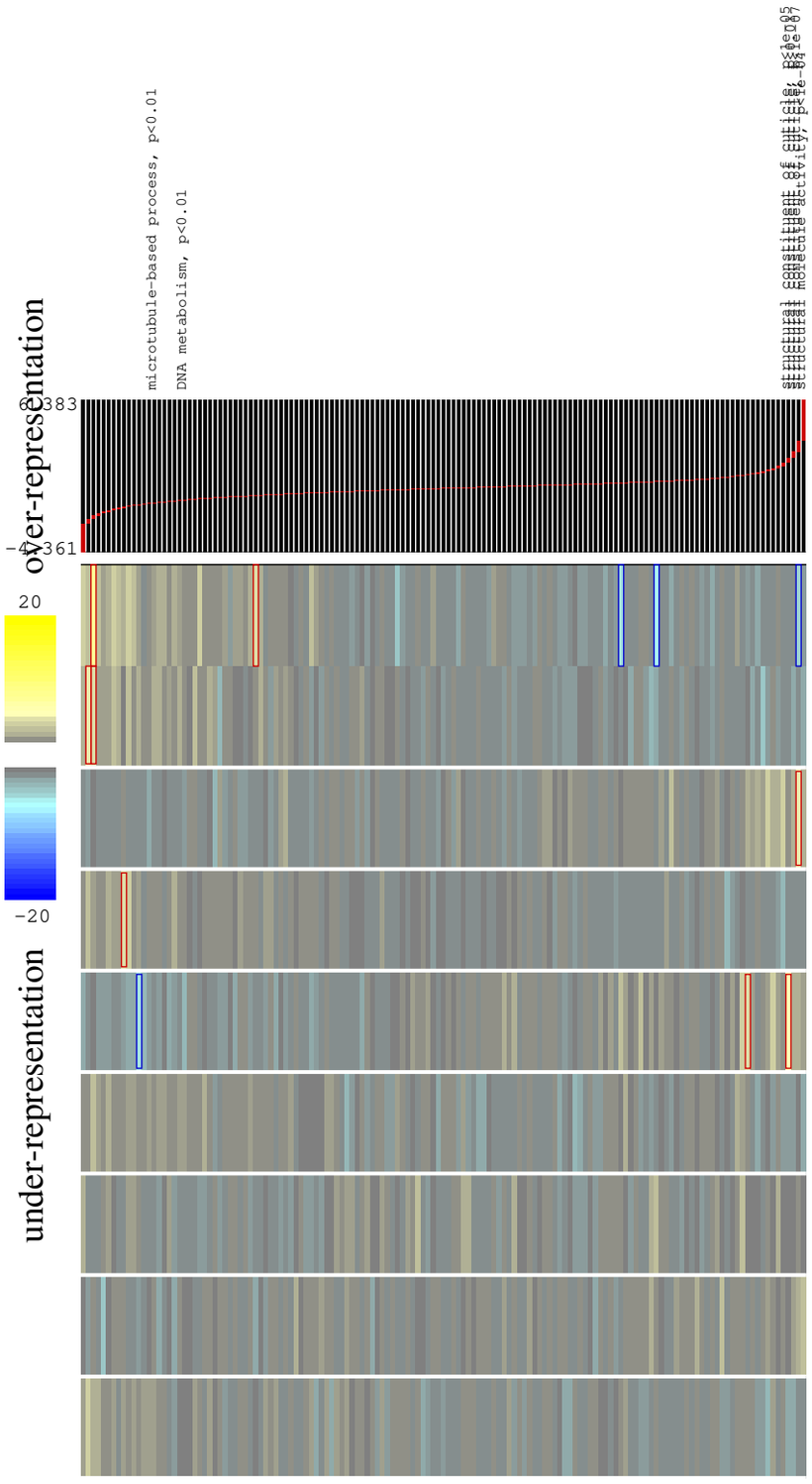

optimized motif	location	MI (bits)	z-score	robustness	position bias	orientation bias	conservation index	seed	motif name
	3′UTR	0.018	13.0	10/10	–	→	1.00	UCCCCCC	–
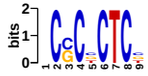	5′	0.017	11.9	10/10	–	–	0.99	CGCGCTC	–
	5′	0.017	11.1	10/10	Y	–	1.00	CTTATCA	–
	5′	0.015	8.8	7/10	–	←	1.00	ATCGATA	–
	3′UTR	0.014	8.5	10/10	–	→	1.00	AAAUAAA	–
	3′UTR	0.014	7.0	8/10	–	→	0.86	UCCCCAU	–
	3′UTR	0.014	6.2	6/10	–	→	0.77	AAUCGGA	–
	5′	0.013	6.8	6/10	–	←	0.63	TTTGAAC	–
	5′	0.012	5.9	7/10	–	→	0.95	CCCCGCA	–