

over-representation



representation

-20


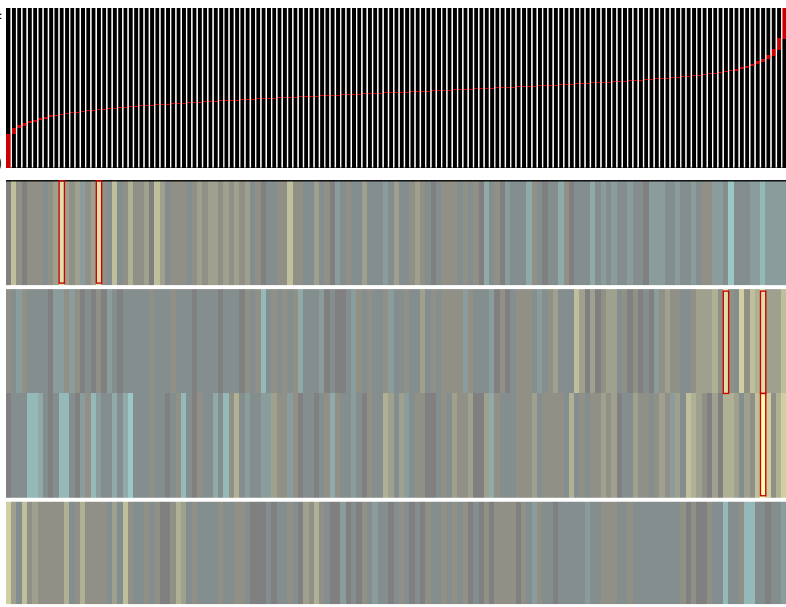
0

340

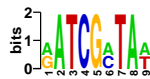
7004

cell surface receptor linked signal transduction,

structural molecule activity, p<1e-04  
 inorganic anion transport, p<0.01  
 BEPHTCDSGSAACABDISEEAPDCEWIFSYD.PP00.001



optimized motif



location	MI (bits)	z-score	robustness	position bias	orientation bias	conservation index	seed	motif name
5'	0.015	9.3	9/10	-	-	1.00	AACGCGC	-
5'	0.015	9.2	9/10	-	-	1.00	CTTATCA	-
3'UTR	0.015	9.0	10/10	Y	→	1.00	AAAUAAA	-
5'	0.014	8.1	9/10	-	→	0.99	ATCGATA	-