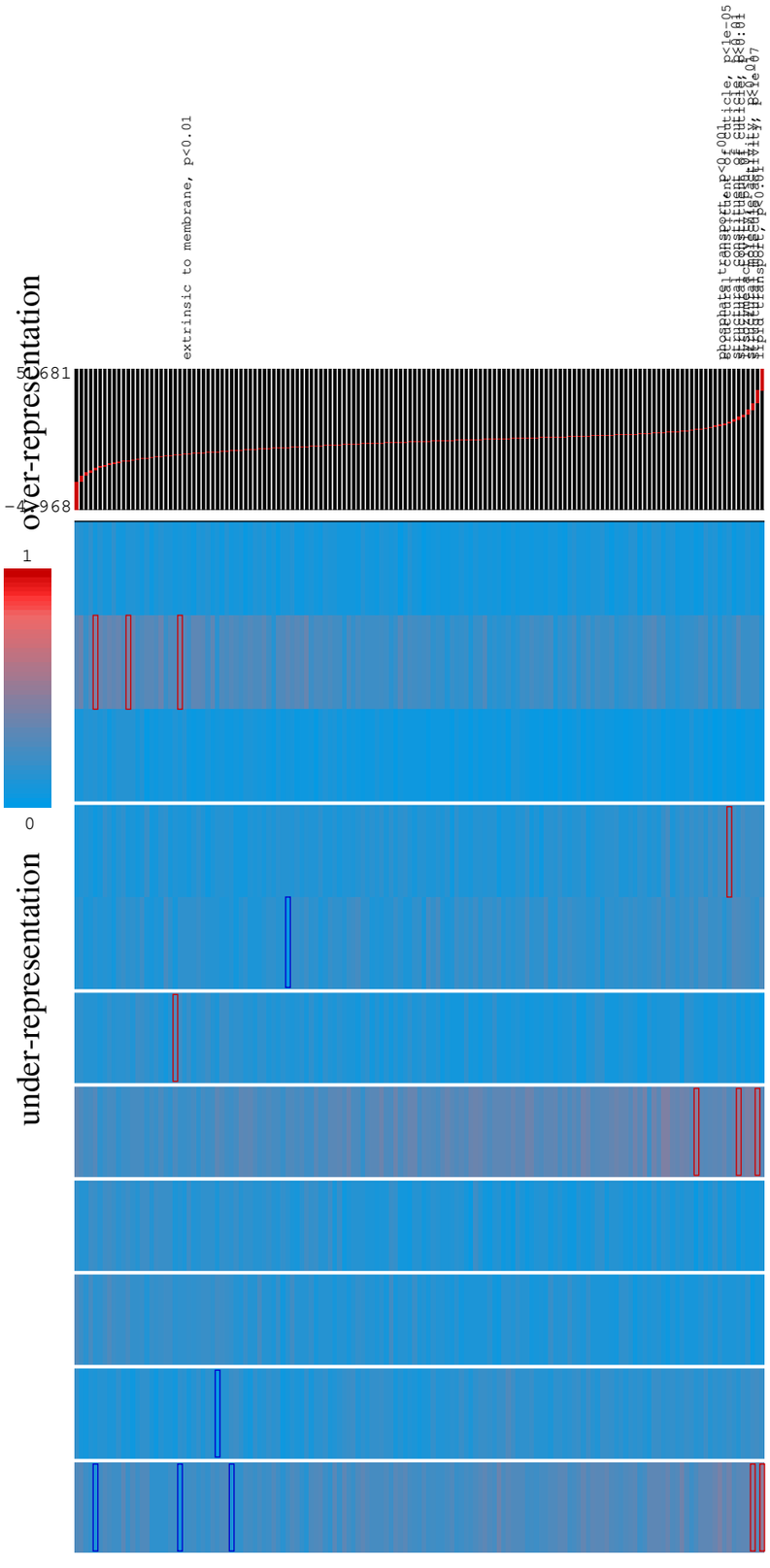

	optimized motif	location	MI (bits)	z-score	robustness	position bias	orientation bias	conservation index	seed	motif name
1		5′	0.018	13.3	10/10	–	←	0.97	AGAGAGA	–
2		3′UTR	0.017	11.8	10/10	–	→	1.00	UCUUUCC	–
3		5′	0.016	10.4	10/10	–	–	1.00	ATCGATA	–
4		5′	0.016	10.7	10/10	Y	–	1.00	CTTATCA	–
5		5′	0.013	7.0	6/10	–	→	0.96	TGATAAC	–
6	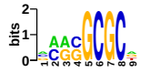	5′	0.016	10.7	10/10	–	–	1.00	AACGCGC	–
7		3′UTR	0.015	9.8	9/10	–	→	1.00	GAAUAAA	–
8		3′UTR	0.015	9.6	10/10	–	→	0.98	UUUUCCU	–
9		5′	0.015	9.1	10/10	–	→	0.95	TCCCTCC	–
10		5′	0.014	7.8	7/10	–	→	0.89	AAGTTCA	–
11		3′UTR	0.013	7.4	6/10	–	→	1.00	AAAUAAA	–