

presentation

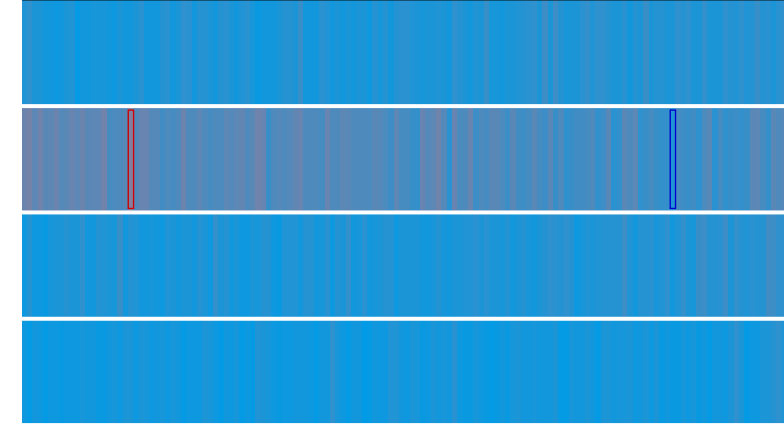

1

over-representation

5

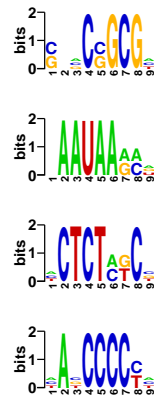
27

structural molecule activity, p<0.01



structural molecule activity, p<0.01

structural constituent of cuticle, p<0.001



bits  
2  
1  
0



location

MI (bits)

z-score

robustness

position bias

orientation bias

conservation index

seed

motif name

location	MI (bits)	z-score	robustness	position bias	orientation bias	conservation index	seed	motif name
5'	0.015	8.8	10/10	-	←	0.99	AGCCGCG	-
3'UTR	0.015	8.8	7/10	-	→	0.99	AAUAAAA	-
5'	0.014	7.9	8/10	-	→	0.94	CTCTCTC	-
5'	0.014	7.3	8/10	-	→	0.31	ATCCCCC	-