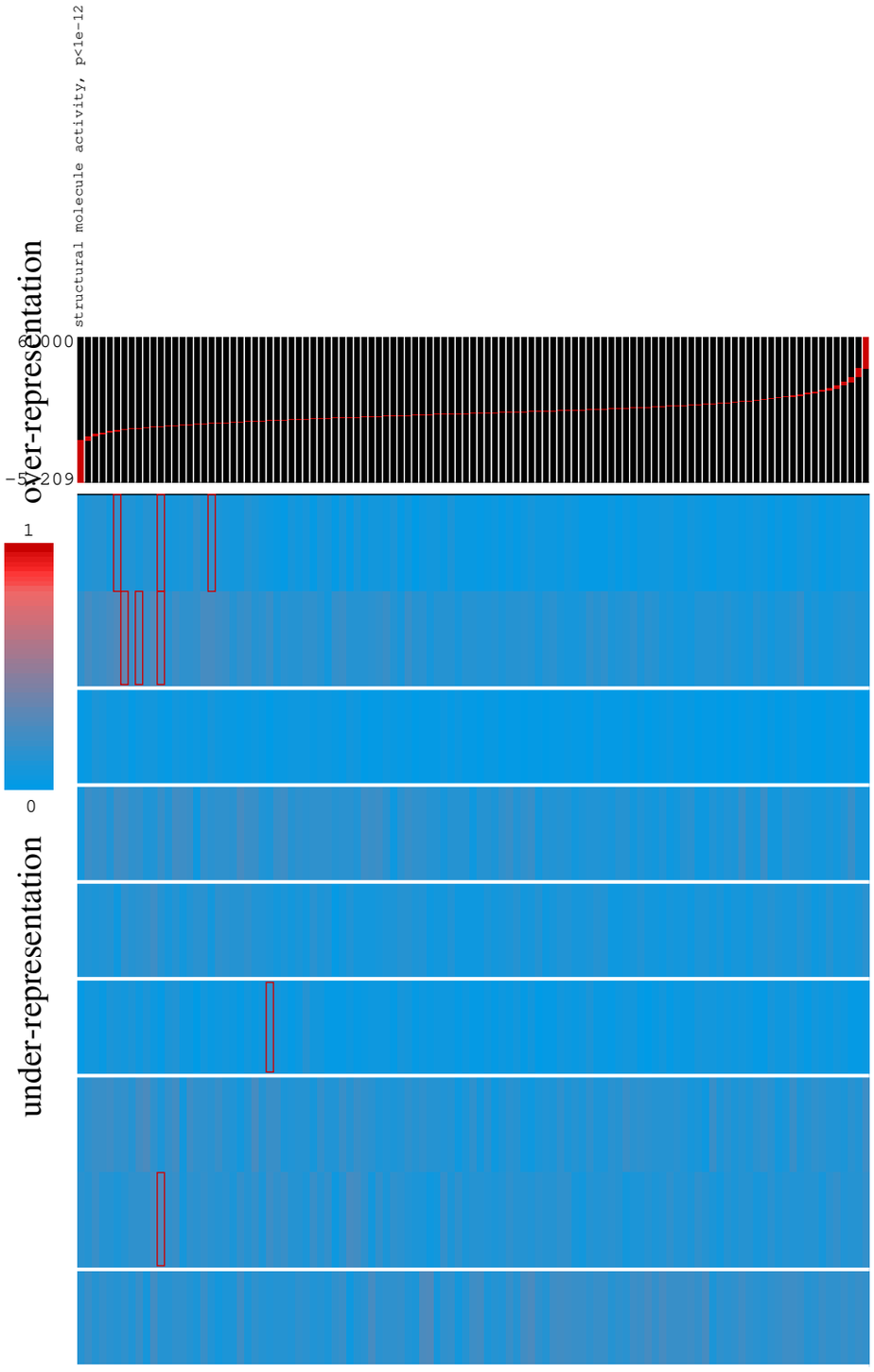

optimized motif	location	MI (bits)	z-score	robustness	position bias	orientation bias	conservation index	seed	motif name
	5′	0.021	14.2	10/10	–	–	1.00	CGAGACC	–
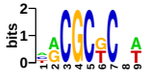	5′	0.020	13.2	10/10	Y	–	1.00	GCGCTCC	–
	5′	0.016	8.4	8/10	–	←	1.00	TGCGTAC	–
	5′	0.016	8.7	9/10	–	–	1.00	AATCGAT	–
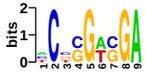	5′	0.015	8.0	8/10	–	–	0.97	CTCGTCG	–
	3′UTR	0.015	7.2	7/10	–	→	0.91	GUUUUCC	–
	5′	0.015	7.7	7/10	–	–	0.95	ACGAAGA	–
	5′	0.014	6.9	7/10	–	←	0.46	AATTCCG	–
	5′	0.014	6.5	6/10	–	→	0.57	TTTTGAC	–