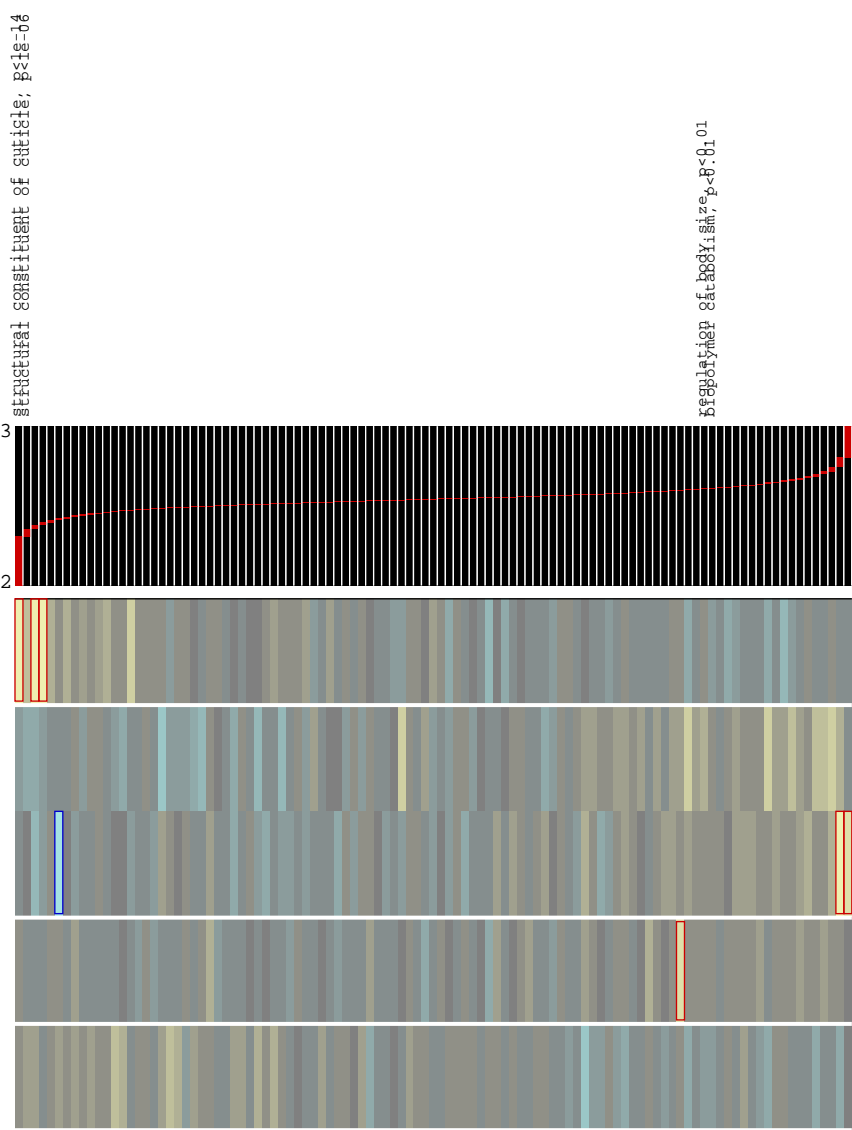




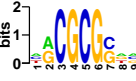


over-representation

under-representation

20

-20



optimized motif	location	MI (bits)	z-score	robustness	position bias	orientation bias	conservation index	seed	motif name
	5'	0.021	13.5	10/10	Y	-	1.00	CTTATCA	-
	3' UTR	0.018	11.3	10/10	Y	→	1.00	GAUCUCU	miR-80/miR-81/miR-82
	5'	0.018	10.2	10/10	-	-	1.00	ACGCGCG	-
	5'	0.015	7.2	6/10	-	-	0.55	ACGAAGA	-
	3' UTR	0.014	7.0	6/10	-	→	0.98	AAUAAAA	-