

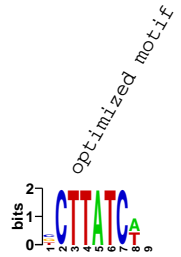
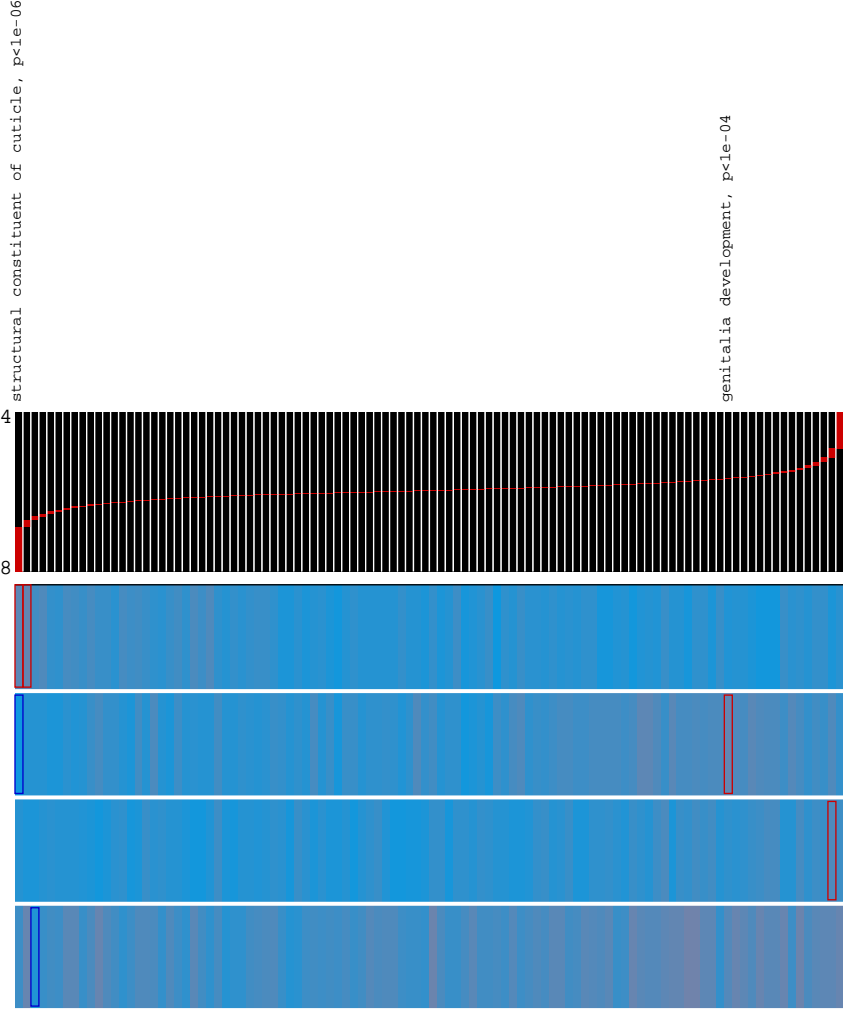


over-representation



location	MI (bits)	z-score	robustness	Position bias	orientation bias	conservation index	seed	Motif name
5'	0.020	13.1	10/10	Y	-	1.00	CTTATCA	-
3' UTR	0.018	10.6	10/10	-	→	1.00	UUCUCCC	-
5'	0.016	8.4	9/10	-	-	0.99	CGCGAAA	-
3' UTR	0.015	8.2	8/10	-	→	0.99	CCUCUCA	miR-58/miR-80/miR-81/miR-82