

over-representation

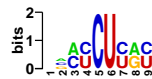
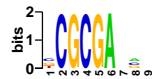
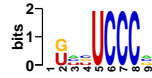
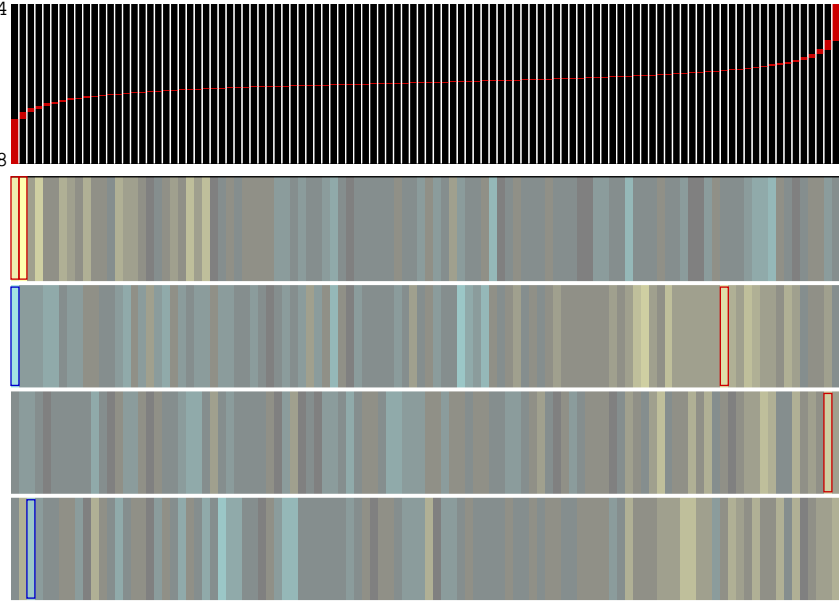
structural constituent of cuticle, p<1e-06

genitalia development, p<1e-04



representation

-20



optimized motif

location

MI (bits)

z-score

robustness

position bias

orientation bias

conservation index

seed

motif name

5'

3' UTR

5'

3' UTR

0.020

0.018

0.016

0.015

13.1

10.6

8.4

8.2

10/10

10/10

9/10

8/10

Y

-

-

-

→

→

1.00

1.00

0.99

0.99

CTTATCA

UUCUCCC

CGCGAAA

CCUCUCA

-

-

-

miR-58/miR-80/miR-81/miR-82