

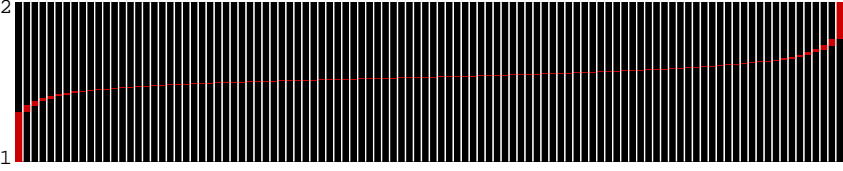
over-representation

der-representation



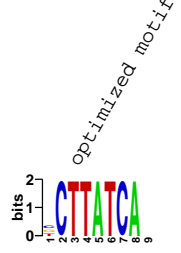
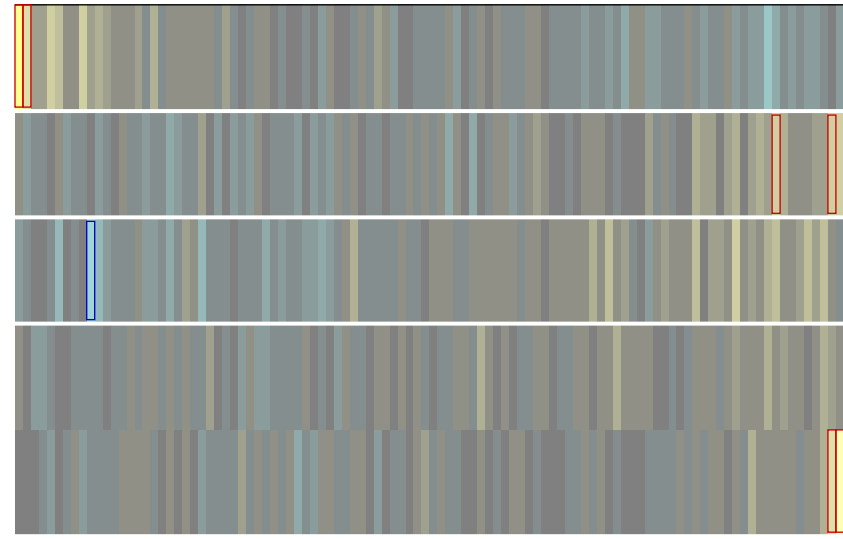


-20

structural conservation of cuticle; p<0.01



intracellular signaling cascade, p<0.01



location	MI (bits)	z-score	robustness	position bias	orientation bias	conservation index	seed	motif name
5'	0.021	14.2	10/10	Y	-	1.00	CTTATCA	-
5'	0.018	10.2	10/10	-	-	1.00	ACGCGCG	-
3'UTR	0.016	8.7	8/10	-	→	1.00	GAUCUCU	-
5'	0.015	7.9	8/10	Y	←	0.99	CGAGACC	-
5'	0.014	6.9	6/10	Y	-	0.98	TACCGTA	-