









optimized motif	location	MI (bits)	z-score	robustness	position bias	orientation bias	conservation index	seed	motif name
	5'	0.077	50.7	10/10	Y	-	1.00	CTCATCG	PAC
	5'	0.026	14.0	10/10	Y	-	1.00	AATTTTC	-
	5'	0.019	9.0	10/10	Y	←	0.99	ATTTTTC	RRPE
	5'	0.054	34.0	10/10	Y	-	1.00	CCCCTTA	MSN24
	5'	0.027	14.2	10/10	Y	→	1.00	ATAAGGG	-
	5'	0.021	9.7	10/10	-	→	0.99	AAAAGGG	-
	5'	0.024	11.0	10/10	Y	→	0.96	CCGTACA	RAP1
	3'UTR	0.019	8.2	10/10	-	→	0.98	ACACACA	-