



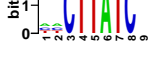



optimized motif	location	MI (bits)	z-score	Robustness	Position bias	orientation bias	conservation index	seed	motif name
	5'	0.061	39.2	10/10	Y	-	1.00	CTCATCG	PAC
	5'	0.022	11.7	10/10	-	→	1.00	AAAGGGG	MSN24
	5'	0.018	8.2	7/10	Y	-	0.99	TGACTCA	PAC
	5'	0.018	7.9	9/10	Y	→	1.00	TATATAA	-
	5'	0.017	7.5	7/10	-	←	0.99	TCTTATC	-
	3'UTR	0.017	6.5	6/10	-	→	0.72	GUUCACU	-